



**1. There is a caring and personal atmosphere at Concordia that promotes personal and academic success.**



		Response Percent	Response Count
SA		70.0%	21
A		30.0%	9
D		0.0%	0
SD		0.0%	0
NO		0.0%	0

Comment 3

answered question 30

skipped question 0

**2. Concordia provides a Christian environment for its students.**

		Response Percent	Response Count
SA		86.7%	26
A		13.3%	4
D		0.0%	0
S		0.0%	0
NO		0.0%	0

Comment 2

answered question 30

skipped question 0

### 3. Concordia provides a safe learning environment.

		Response Percent	Response Count
SA		70.0%	21
A		30.0%	9
D		0.0%	0
SD		0.0%	0
NO		0.0%	0

Comment 1

answered question 30

skipped question 0

### 4. My child(ren) is(are) learning about Jesus and what it means to be a Christian on a daily basis.



		Response Percent	Response Count
SA		79.3%	23
A		20.7%	6
D		0.0%	0
SD		0.0%	0
NO		0.0%	0

Comment 2

answered question 29

skipped question 1

**5. Concordia is doing a good job in developing basic academic skills.**




		Response Percent	Response Count
SA		86.2%	25
A		13.8%	4
D		0.0%	0
SD		0.0%	0
NO		0.0%	0

Comment 1

answered question 29

skipped question 1

**6. Concordia provides students with the opportunity to reach their academic potential.**




		Response Percent	Response Count
SA		66.7%	20
A		30.0%	9
D		3.3%	1
SD		0.0%	0
NO		0.0%	0

Comment 1




answered question 30

skipped question 0




**7. The total educational program offered at Concordia is appropriately challenging for students.**

		Response Percent	Response Count
SA		60.0%	18
A		36.7%	11
D		3.3%	1
SD		0.0%	0
NO		0.0%	0
	Comment		3
		<b>answered question</b>	<b>30</b>
		<b>skipped question</b>	<b>0</b>





**8. Materials used in the curriculum are appropriate for the age level of students.**

		Response Percent	Response Count
SA		55.2%	16
A		37.9%	11
D		6.9%	2
SD		0.0%	0
NO		0.0%	0
	Comment		2
		<b>answered question</b>	<b>29</b>
		<b>skipped question</b>	<b>1</b>






**9. Concordia provides timely and informative progress reports concerning student achievement and behavior.**

		Response Percent	Response Count
SA		76.7%	23
A		16.7%	5
D		6.7%	2
SD		0.0%	0
NO		0.0%	0
	Comment		2
		<b>answered question</b>	<b>30</b>
		<b>skipped question</b>	<b>0</b>





**10. The curriculum includes an appropriate level of use of technological resources (computers, etc.).**

		Response Percent	Response Count
SA		33.3%	10
A		56.7%	17
D		3.3%	1
SD		0.0%	0
NO		6.7%	2
	Comment		3
		<b>answered question</b>	<b>30</b>
		<b>skipped question</b>	<b>0</b>





### 11. Classroom activities provide for individual styles of learning.

		Response Percent	Response Count
SA		46.7%	14
A		33.3%	10
D		13.3%	4
SD		3.3%	1
NO		3.3%	1
	Comment		4
<b>answered question</b>			<b>30</b>
<b>skipped question</b>			<b>0</b>



### 12. The quantity of homework assigned is appropriate.

		Response Percent	Response Count
SA		33.3%	10
A		46.7%	14
D		13.3%	4
SD		0.0%	0
NO		6.7%	2
	Comment		5
<b>answered question</b>			<b>30</b>
<b>skipped question</b>			<b>0</b>




### 13. Concordia offers a variety of extra-curricular and social activities for its students.

		Response Percent	Response Count
SA		50.0%	14
A		42.9%	12
D		3.6%	1
SD		0.0%	0
NO		3.6%	1
	Comment		4
<b>answered question</b>			<b>28</b>
<b>skipped question</b>			<b>2</b>



### 14. Concordia promotes Christian values in the activities it offers to students.

		Response Percent	Response Count
SA		67.9%	19
A		32.1%	9
D		0.0%	0
SD		0.0%	0
NO		0.0%	0
	Comment		0
<b>answered question</b>			<b>28</b>
<b>skipped question</b>			<b>2</b>

**15. Concordia maintains the proper balance between academics and extracurricular activities.**

		Response Percent	Response Count
SA		51.9%	14
A		40.7%	11
D		0.0%	0
SD		0.0%	0
NO		7.4%	2
	Comment		0
<b>answered question</b>			<b>27</b>
<b>skipped question</b>			<b>3</b>

**16. Weekly chapel services are a meaningful experience for attendees.**

		Response Percent	Response Count
SA		57.1%	16
A		42.9%	12
D		0.0%	0
SD		0.0%	0
NO		0.0%	0
	Comment		0
<b>answered question</b>			<b>28</b>
<b>skipped question</b>			<b>2</b>



**17. Please comment on your satisfaction with major events held during the school year. The following is a list of the most important events: All School Sings, Movie/Game Night, Christmas Program, VIP Day, School Carnival, Fine Arts Festival, School Picnic/Field Day, and School Association Social.**

**Response  
Count**

19

**answered question**

**19**

**skipped question**

**11**

**18. Please give suggestions for improving events or adding other events.**

**Response  
Count**

9

**answered question**

**9**

**skipped question**

**21**

**19. What would you be willing to do to improve or add additional activities?**

**Response  
Count**

8





**answered question**

**8**

**skipped question**

**22**

**20. The quality and frequency of field trips is appropriate.**




		Response Percent	Response Count
SA		53.6%	15
A		39.3%	11
D		3.6%	1
SD		0.0%	0
NO		3.6%	1

Comment 2

answered question 28

skipped question 2

**21. Students at Concordia are respectful toward teachers.**




		Response Percent	Response Count
SA		60.7%	17
A		35.7%	10
D		3.6%	1
SD		0.0%	0
NO		0.0%	0

Comment 0

answered question 28

skipped question 2

**22. Students at Concordia are respectful toward one another.**



		Response Percent	Response Count
SA		33.3%	9
A		<b>63.0%</b>	<b>17</b>
D		0.0%	0
SD		3.7%	1
NO		0.0%	0

Comment 1

**answered question 27**

**skipped question 3**

**23. When I attend school functions, a Christian atmosphere is evident, and I feel welcome and comfortable.**




		Response Percent	Response Count
SA		<b>60.7%</b>	<b>17</b>
A		39.3%	11
D		0.0%	0
SD		0.0%	0
NO		0.0%	0

Comment 2





**answered question 28**

**skipped question 2**

**24. The students demonstrate a Christian attitude toward others and me.**

		Response Percent	Response Count
SA		53.6%	15
A		42.9%	12
D		3.6%	1
SD		0.0%	0
NO		0.0%	0
	Comment		0
<b>answered question</b>			<b>28</b>
<b>skipped question</b>			<b>2</b>

**25. The discipline policy is understood by parents and students.**

		Response Percent	Response Count
SA		53.6%	15
A		39.3%	11
D		3.6%	1
SD		0.0%	0
NO		3.6%	1
	Comment		1
<b>answered question</b>			<b>28</b>
<b>skipped question</b>			<b>2</b>



**26. Rules affecting students at Concordia are reasonable.**

		Response Percent	Response Count
SA		64.3%	18
A		28.6%	8
D		7.1%	2
SD		0.0%	0
NO		0.0%	0
	Comment		1
<b>answered question</b>			<b>28</b>
<b>skipped question</b>			<b>2</b>

**27. Discipline is administered in a fair and consistent manner.**

		Response Percent	Response Count
SA		57.1%	16
A		21.4%	6
D		10.7%	3
SD		0.0%	0
NO		10.7%	3
	Comment		1
<b>answered question</b>			<b>28</b>
<b>skipped question</b>			<b>2</b>

**28. The school staff demonstrates a Christian attitude toward others and me.**



		Response Percent	Response Count
SA		60.7%	17
A		39.3%	11
D		0.0%	0
SD		0.0%	0
NO		0.0%	0

Comment 1

answered question 28

skipped question 2

**29. Teachers at Concordia show care and concern for students as individuals.**

		Response Percent	Response Count
SA		71.4%	20
A		28.6%	8
D		0.0%	0
SD		0.0%	0
NO		0.0%	0

Comment 2

answered question 28

skipped question 2



### 30. Students at Concordia receive recognition by teachers for quality school work.

		Response Percent	Response Count
SA		64.3%	18
A		35.7%	10
D		0.0%	0
SD		0.0%	0
NO		0.0%	0
	Comment		1
answered question			28
skipped question			2



### 31. It is easy to contact teachers at Concordia.

		Response Percent	Response Count
SA		60.7%	17
A		35.7%	10
D		0.0%	0
SD		3.6%	1
NO		0.0%	0
	Comment		4
answered question			28
skipped question			2

### 32. My concerns are appropriately addressed by teachers.




		Response Percent	Response Count
SA		64.3%	18
A		35.7%	10
D		0.0%	0
SD		0.0%	0
NO		0.0%	0
	Comment		2
<b>answered question</b>			<b>28</b>
<b>skipped question</b>			<b>2</b>

### 33. The principal displays care and concern for students as individuals.




		Response Percent	Response Count
SA		71.4%	20
A		28.6%	8
D		0.0%	0
SD		0.0%	0
NO		0.0%	0
	Comment		1
<b>answered question</b>			<b>28</b>
<b>skipped question</b>			<b>2</b>







**34. The principal is approachable, listens to my concerns, and appropriately addresses them.**

		Response Percent	Response Count
SA		60.7%	17
A		25.0%	7
D		0.0%	0
SD		0.0%	0
NO		14.3%	4
	Comment		2
<b>answered question</b>			<b>28</b>
<b>skipped question</b>			<b>2</b>




**35. Information is communicated well from the school to parents and students.**

		Response Percent	Response Count
SA		57.1%	16
A		39.3%	11
D		3.6%	1
SD		0.0%	0
NO		0.0%	0
	Comment		2
<b>answered question</b>			<b>28</b>
<b>skipped question</b>			<b>2</b>





### 36. Information about financial assistance is readily available.

		Response Percent	Response Count
SA		42.9%	12
A		39.3%	11
D		10.7%	3
SD		0.0%	0
NO		7.1%	2
	Comment		0
<b>answered question</b>			<b>28</b>
<b>skipped question</b>			<b>2</b>




### 37. Concordia is communicating opportunities for volunteers to assist the school in various capacities.

		Response Percent	Response Count
SA		64.3%	18
A		32.1%	9
D		3.6%	1
SD		0.0%	0
NO		0.0%	0
	Comment		2
<b>answered question</b>			<b>28</b>
<b>skipped question</b>			<b>2</b>



**38. My opinions are solicited and considered when decisions about Concordia are made.**

		Response Percent	Response Count
SA		32.1%	9
A		32.1%	9
D		10.7%	3
SD		0.0%	0
NO		25.0%	7
	Comment		1
<b>answered question</b>			<b>28</b>
<b>skipped question</b>			<b>2</b>

**39. The School Board responds to parental concerns in an appropriate manner.**

		Response Percent	Response Count
SA		32.1%	9
A		14.3%	4
D		0.0%	0
SD		0.0%	0
NO		53.6%	15
	Comment		2
<b>answered question</b>			<b>28</b>
<b>skipped question</b>			<b>2</b>

**40. I would recommend Concordia to a friend or neighbor.**

		Response Percent	Response Count
SA		82.1%	23
A		17.9%	5
D		0.0%	0
SD		0.0%	0
NO		0.0%	0

Comment 2

answered question 28

skipped question 2

**41. I am pleased with the following programs at Concordia.**

	Response Count
	9

answered question 9

skipped question 21

**42. I believe that the following programs at Concordia need attention and would be better if...**

	Response Count
	8

answered question 8

skipped question 22

**43. In order to help make these improvements happen I would be willing to ...**

	<b>Response Count</b>
	4
<b>answered question</b>	<b>4</b>
<b>skipped question</b>	<b>26</b>